



ISSN: 2456-0057

IJPNPE 2018; 3(2): 57-60

© 2018 IJPNPE

www.journalofsports.com

Received: 17-05-2018

Accepted: 21-06-2018

Upma Bhagat

Ph. D. Scholar, Department of
Physical Education, Punjabi
University Patiala, Patiala,
Punjab, India

Analysis of psychological parameter: Aggression between inter-college level football and basketball female players

Upma Bhagat

Abstract

The purpose of the study was to find out the significant difference of Aggression factors viz.: Physical Aggression, Verbal Aggression, Anger and Hostility Scores between Football and Basketball female Players. Aggression questionnaire (Buss, A. H. and Perry M. P., 1992) has been used to collect the relevant data for this study. The investigator collected the data on total Fifty six (N=56), Football and Basketball inter-college level female players, selected as subjects. The subjects age ranging between 18-25 years. After collecting the data unpaired t-test was employed. The level of significance 0.05 percent was set. The outcome of the study that found statistically significant results, at (P<.05) .05 level of significance were observed with regard to Aggression factors viz.: Physical Aggression, Verbal Aggression, Anger and Hostility between Football and Basketball female Players.

Keywords: Aggression, physical aggression, verbal aggression, anger and hostility

Introduction

Aggression is a necessary piece of contemporary games. Forceful players who deliberately make damage their adversaries are basic in numerous games. The forceful inclinations in sports zone are socially defended in light of the fact that they prompt abnormal state execution in sport competition (Gencheva, 2015) [3].

Aggression is maybe a standout the most critical issues in sports today (Sacks, et al., 2003) [5]. Much research has taken a gander at aggressive behaviors in sport, attempting to comprehend the procedures basic such a dishonest behavior (Stephens, 2001) [7].

Games competition without "aggression" is like a body without soul, competition and aggression are twins. There is clear proof that, when all is said in done aggression is more boisterous games, may help execution since it excites players excessively to invest harder exertion, and "do or die" for the achievement of the group. Conversely there is additionally sign, and legitimate as well, that aggression submitted by players in specific settings circumstance or position may instigates execution of individual ability and as well as success of the group. (Kamlesh, 1987) [4].

In this study we compare the level of Aggression, Sub factors: Physical Aggression, Verbal Aggression, Anger and Hostility Scores between Football and Basketball female Players.

Methodology

Selection of Subjects

For the purpose of the study total fifty six female players (28 football and 28 Basketball players) selected from Punjabi University, Patiala. Who had participated in Inter College tournament was selected randomly as the subjects for the study. The age of the subjects were ranging between from 18-25 years.

Selection of Variable

Aggression

Tools Used

In this study Aggression questionnaire is used to measure the level of aggression for football

Correspondence

Upma Bhagat

Ph. D. Scholar, Department of
Physical Education, Punjabi
University Patiala, Patiala,
Punjab, India

and Basketball female players. This questionnaire is prepared by Buss, A. H. and Perry M. P., 1992 ^[2].

Administration of Questionnaire
Aggression Questionnaire (Buss & Perry, 1992) ^[2]

S. No	Questions	Extremely uncharacteristic of me	Somewhat uncharacteristic of me	Neither uncharacteristic nor characteristic of me	Somewhat characteristic of me	Extremely characteristic of me
1.	Some of my friends think I am a hothead					
2.	If I have to resort to violence to protect my rights, I will.					
3.	When people are especially nice to me, I wonder what they want.					
4.	I tell my friends openly when I disagree with them.					
5.	I have become so mad that I have broken things.					
6.	I can't help getting into arguments when people disagree with me.					
7.	I wonder why sometimes I feel so bitter about things.					
8.	Once in a while, I can't control the urge to strike another person.					
9.*	I am an even-tempered person.					
10.	I am suspicious of overly friendly strangers.					
11.	I have threatened people I know.					
12.	I flare up quickly but get over it quickly.					
13.	Given enough provocation, I may hit another person.					
14.	When people annoy me, I may tell them what I think of them.					
15.	I am sometimes eaten up with jealousy.					
16.*	I can think of no good reason for ever hitting a person.					
17.	At times I feel I have gotten a raw deal out of life.					
18.	I have trouble controlling my temper.					
19.	When frustrated, I let my irritation show.					
20.	I sometimes feel that people are laughing at me behind my back.					
21.	I often find myself disagreeing with people.					
22.	If somebody hits me, I hit back.					
23.	I sometimes feel like a powder keg ready to explode.					
24.	Other people always seem to get the breaks.					
25.	There are people who pushed me so far that we came to blows.					
26.	I know that "friends" talk about me behind my back.					
27.	My friends say that I'm somewhat argumentative.					
28.	Sometimes I fly off the handle for no good reason.					
29.	I get into fights a little more than the average person.					

Scoring
Range of Scores

	Minimum score	Maximum Score
Physical Aggression	9	45
Verbal Aggression	5	25
Anger	7	35
Hostility	8	40

1	Extremely uncharacteristic of me
2	Somewhat uncharacteristic of me
3	Neither uncharacteristic nor characteristic of me
4	Somewhat characteristic of me
5	Extremely characteristic of me

The two questions with the asterisk are reverse scored (Question no 9 and 16).

The Aggression scale consists of four factors, these factors are:

1. Physical Aggression (PA) has total 9 questions items, these items are: question no. 2, 5, 8, 11, 13, 16, 22, 25, and 29.
2. Verbal Aggression (VA) has total 5 questions items, these items are: question no. 4, 6, 14, 21, and 27.
3. Anger (A) has total 7 questions items, these items are: question no. 1, 9, 12, 18, 19, 23, and 28.
4. Hostility (H) has total 8 questions items, these items are: question no. 3, 7, 10, 15, 17, 20, 24, and 26.

Statistical Method

After collecting the relevant data mean, S.D. and t test was applied. The level of significance was set at 0.05 percent.

Results

Table 1: Comparison of Physical Aggression Scores between Football and Basketball female Players

Group	Mean	S. D.	T value	P value
Football Players	25.75	4.17	2.4443	0.0178
Basketball Players	28.46	4.14		

$t'_{0.05(54)} = 2.0049$

Table & figure 1: shows the Mean and S.D. values of Physical Aggression of Football and Basketball female players were 25.75 ± 4.17 and 28.46 ± 4.14 respectively. The obtained “t” value 2.4443 (2.0049) was found statistically significant, ($P < .05$) .05 level of significance.

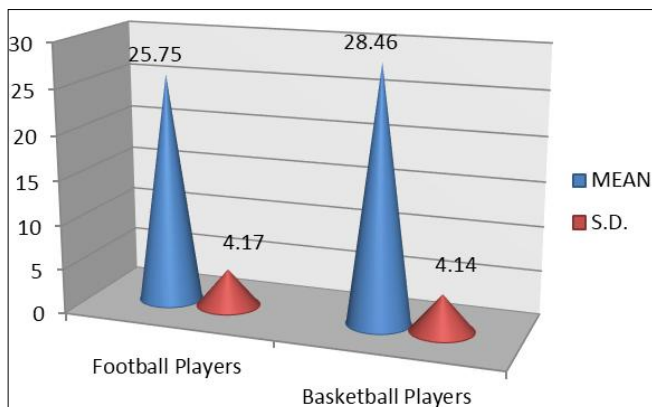


Fig 1: (Physical Aggression)

Table 2: Comparison of Verbal Aggression Scores between Football and Basketball female Players.

Group	Mean	S. D.	T value	P value
Football Players	15.39	3.28	3.3660	0.0014
Basketball Players	18.29	3.15		

$t'_{0.05(54)} = 2.0049$

Table & figure 2: represent the Mean and S.D. values of verbal aggression of Football and Basketball female players were 15.39 ± 3.28 and 18.29 ± 3.15 respectively. The obtained “t” value 3.3660 (2.0049) was found statistically significant, ($P < .05$) .05 level of significance.

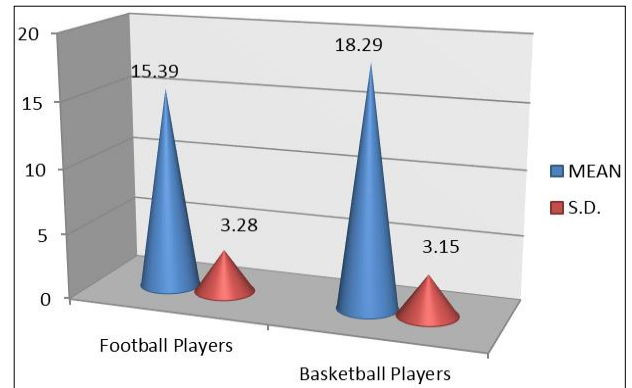


Fig 2: (Verbal Aggression)

Table 3: Comparison of Anger Scores between Football and Basketball female Players

Group	Mean	S. D.	T value	P value
Football Players	19.25	4.59	2.1039	0.0401
Basketball Players	21.82	4.55		

$t'_{0.05(54)} = 2.0049$

Table & figure 3: demonstrate the Mean and S.D. values of anger of Football and Basketball female players were 19.25 ± 4.59 and 21.82 ± 4.55 respectively. The obtained “t” value 2.1039 (2.0049) was found statistically significant, ($P < .05$) .05 level of significance.

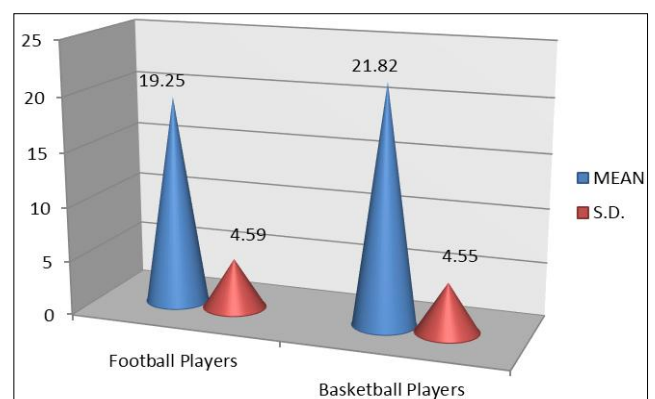


Fig 3: (Anger)

Table 4: Comparison of Hostility Scores between Football and Basketball female Players

Group	Mean	S. D.	T value	P value
Football Players	26.11	4.84	2.2920	0.0258
Basketball Players	23.04	5.18		

$t'_{0.05(54)} = 2.0049$

Table & figure 4: shows the Mean and S.D. values of hostility of Football and Basketball female players were 26.11 ± 4.84 and 23.04 ± 5.18 respectively. The obtained "t" value 2.2920 (2.0049) was found statistically significant, ($P < .05$) .05 level of significance.

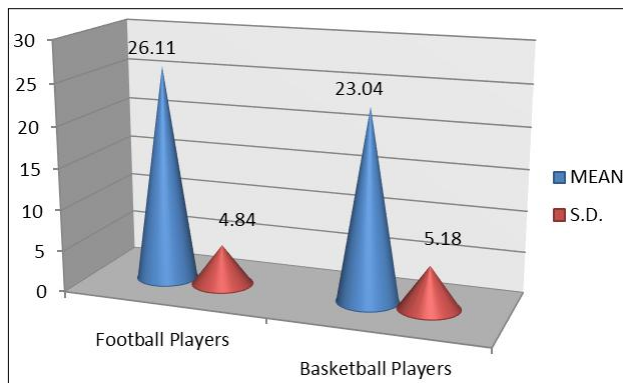


Fig 4: (Hostility)

Discussion

The outcome of the study shows the significance differences of Aggression sub factors: Physical Aggression, Verbal Aggression, Anger and Hostility Scores between Football and Basketball female Players. On the basis of analysis of the data, researcher found that the earlier study of Azaiez, et al. 2013 [1], Singh & Kerketta 2015 [6], sported the study.

Conclusion

Conclusion Based on the outcome of this study, the following conclusion was drawn: To conclude, it is evident that the results of 't test' between two groups with regard to the Aggression Factors- Physical Aggression, Verbal Aggression and Anger were found to be statistically significant at ($P < 0.05$). In these factors basketball players demonstrate more level of 'Physical & Verbal Aggression and Anger' as compare the Football players. On the other hand Hostility factor also shows the statistically significant results and in this factor Football players demonstrate more level of hostility as compare the Basketball players.

References

1. Azaiez F, Chalhaf N, Ghattassi K, Achour K, Cherif A. Football and Aggressiveness According To the Gender. The International Journal of Engineering and Science. 2013; 02(04):49-52.
2. Buss AH, Perry M. The Aggression Questionnaire. Journal of Personality and Social Psychology. 1992; 63:452-459.
3. Gencheva NN. Aggression in youth athletes. Research in Kinesiology. 2015; 43(2):205-209.
4. Kamlesh ML. Psychology in Physical Education and Sports. Published by New Delhi: Metropolitan Book Co. Pvt. Ltd. 1987, 273.
5. Sacks DN, Petscher Y, Stanley CT, Tenenbaum G. Aggression and violence in sport: Moving beyond the debate. International Journal of Sport and Exercise Psychology. 2003; 1:167-179.
6. Singh K, Kerketta I. A Comparative Study of Aggression between Football and Hockey Players of Bilaspur. International Journal of Physical Education, Sports and Health. 2015; 1(6):133-134.
7. Stephens DE. Predictors of aggressive tendencies in girls' basketball: an examination of beginning and advanced

participants in a summer skills camp. Research Quarterly for Exercise and Sport. 2001; 72:257-266.