



ISSN: 2456-0057  
 IJPNPE 2019; 4(1): 451-453  
 © 2019 IJPNPE  
 www.journalofsports.com  
 Received: 29-06-2019  
 Accepted: 13-07-2019

**Pankaj Phogat**  
 Research Scholar,  
 Department of Physical  
 Education, M D University  
 Rohtak, Haryana, India

## Physical and physiological assessment of ball and racket game players: A comparative analysis

**Pankaj Phogat**

### Abstract

The purpose of this was to compare the physical and physiological traits of Ball and Racket games players. For accomplish the study total 50 players were selected from each discipline. A total 100 players were selected through random sampling technique. 50 players were selected from Basketball (Ball game) and 50 were selected from Badminton (Racket game). Speed and strength were selected as Physical variables and blood pressure and VO<sub>2</sub> max were selected as Physiological components to compare the traits of both selected games. To compare the obtained result *t* test was used as statistical technique and level of confidence was set at 0.05

**Keywords:** Basketball ball, Badminton, VO<sub>2</sub> max

### 1. Introduction

Physical fitness and a healthy mind is an inevitable aspect of human life. Swami Vivekananda strongly stressed the importance of physical fitness when he said, "Be strong my young friends, that is my advice to you. You will be nearer to heaven through football than through the Gita". The performance in most of the sports is determined by such factors as physical fitness, techniques and tactics, their relative contribution varies from sport to sport. In addition to these, other factors like physique, body composition and psychological traits and physiological characteristics also have an overall effect on the performance. It has been recognized by experts and sports scientists that high level performance in athletics not only requires certain physical attributes like speed, cardiovascular endurance, explosive strength, agility, flexibility, strength etc., but also physiological features help him for his high performance. The ability of an individual to perform well in given physical activity depends on certain variables the most important of which is the magnitude of one's energy supplied and the type of energy needed. Basketball is a five aside ball game which originated in the U.S.A but is now played worldwide. The object of the game its inventor Naismith, conceived it is for one team to secure possession of the ball and to throw it into the opponents basket, while attempting to prevent the other team from securing the ball or scoring. A goal is scored when the ball enters the basket from above and remains in or passes through the feet, credit for the invention of the game basketball as played today, however must go to Canadian born Dr. Naismith, a leader at the international Y.M.C.A training school at Springfield, mass team game from a group a students working Y.M.C.A., Secretarial qualifications who had become disenchanted with compulsory formal gymnastics. Dr. Naismith formulated his first rules in December 1891 and on 20th January 1892 organized the first game of basketball at the Y.M.C.A. gymnasium in spring field. Karpovich and Sinning (1971) activity science deals with a complex analysis of various facets of human activities affecting the human organism physically, mentally and socially. Awareness of physical features and the dynamics of motor fitness are becoming increasingly important to the physical educators and coaches with an increased scientific knowledge of sports.

Scientist and physiologist have been of the view that physiological parameters of an athlete have a lot to do with their performance more than the techniques and tactics of the player. Most of the games demand a greater amount of speed, strength, endurance, agility, and flexibility etc. Fitness from the stand point of the football players means that the player must have a high standard of physical and physiological condition, which makes possible through

**Corresponding Author:**  
**Pankaj Phogat**  
 Research Scholar,  
 Department of Physical  
 Education, M D University  
 Rohtak, Haryana, India

the perfect functioning of the organs of locomotion and circulation and of nervous system, the maximum possible use and application of his physical and mental capabilities and knowledge of football. The existing literature in the field of soccer shows that endurance, speed, agility, maximum leg strength, upper body strength, leg power, muscular endurance, flexibility, coordination and reaction time are important pre-requisite for efficient soccer performance, and whereas excess body fat proves to be a hindrance. The game of soccer requires tremendous physical fitness as the duration of the game is longer in time in which basic management such as different skills are involved. The researcher therefore, has made an attempt to compare the selective physical fitness and physiological parameters of the soccer game.

**2. Material and Methods**

A total 100 subjects were selected from the different universities of Haryana. Out of 100 subjects, 50 were from the Ball game (Basketball) and 50 were from the Racket games (Badminton). The age of the subject were ranged from 18 to 25 years. Physical test includes 50 meter dash for speed and standing broad jump for strength. Physiological test includes VO<sub>2</sub> max for maximal oxygen consumption and blood pressure. For physiological fitness components the subjects were tested on blood pressure by using digital sphygmomanometer.

**2.1 Data collection**

Prior to data collection field marking was done. All subjects were asked to go for warm-up. The tests for speed, strength, and blood pressure were demonstrated and instruction to complete the test was given to the subjects. When subjects were ready for the test, the data was recorded by the administering the tests. Some points must take into consideration while taken tested on blood pressure, don't take medications before measuring your pulse rate and blood pressure. If you exercise after waking, take your blood pressure before exercising.

Prior to data collection field marking was done. All subjects were asked to go for warm-up. The tests for speed, agility, pulse rate and blood pressure were demonstrated and instruction to complete the test was given to the subjects. When subjects were ready for the test, the data was recorded by the administering the tests. Some points must taken into consideration while taken tested on pulse rate and blood pressure, don't take medications before measuring your pulse rate and blood pressure. If you exercise after waking, take your blood pressure before exercising.

**3. Results**

**Table 1:** Descriptive Statistics of Ball games players

Basketball	Mean	SD	SE
Speed	7.09	.532	.075
Strength	226.56	22.38	3.16
Systolic	132.32	12.85	1.81
Diastolic	79.5	6.42	.908
VO <sub>2</sub> max	43.96	8.85	1.25

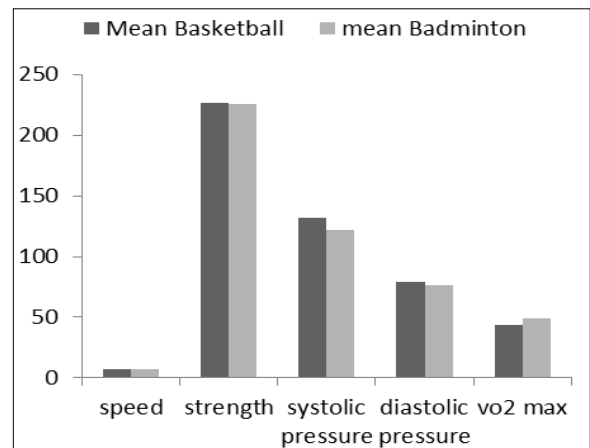
**Table 2:** Descriptive Statistics of Racket games Players

Badminton	Mean	SD	Mini.
Speed	6.96	.483	.068
Strength	225.80	20.43	2.88
Systolic	122.06	8.71	1.23
Diastolic	76.32	8.41	1.19
VO <sub>2</sub> max	49.24	7.63	1.08

**Table 3:** showing *t* value and its significance

Variable	Game	<i>t</i>	Sig.
speed	Basketball	1.361	.177
	badminton		
Strength	Basketball	.177	.860
	badminton		
Systolic pressure	Basketball	4.672*	.000
	badminton		
Diastolic pressure	Basketball	2.123*	.000
	badminton		
VO <sub>2</sub> max	Basketball	3.195*	.002
	badminton		

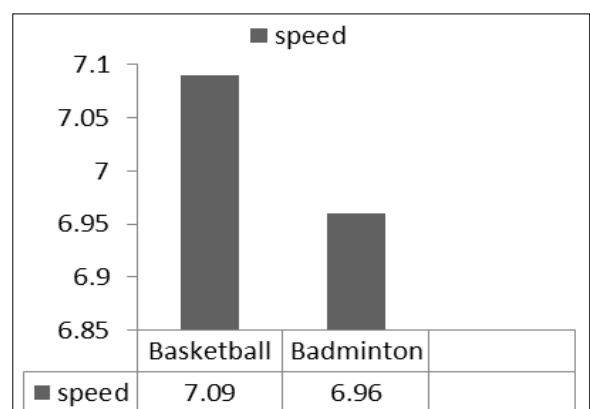
Significant at .05 level of significance with *df* 98



**Fig 1:** Means difference of Ball and Racket games in their selected physical and physiological components

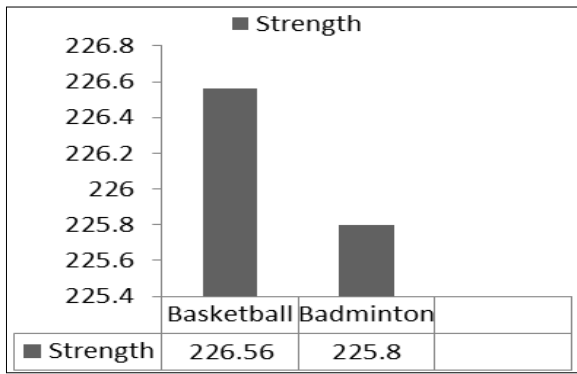
Table 1 is showing the descriptive statistics of obtained results of ball game players. the mean and SD of basketball players in their speed is 7.09±.532, and in strength is 226.56±22.38, and in systolic pressure is 132.32±12.85, and in diastolic pressure is 79.5±6.42, and in VO<sub>2</sub> max is 43.96±8.85

Table 2 shows the descriptive results of badminton players. The mean and standard deviation values of speed are 6.96±.483, for strength are 225.80±20.43, for systolic pressure are 122.06±8.71, for diastolic pressure are 76.32±8.41 and for VO<sub>2</sub> max are 49.24±7.63 respectively. The mean difference has been shown with the helps of diagrams.



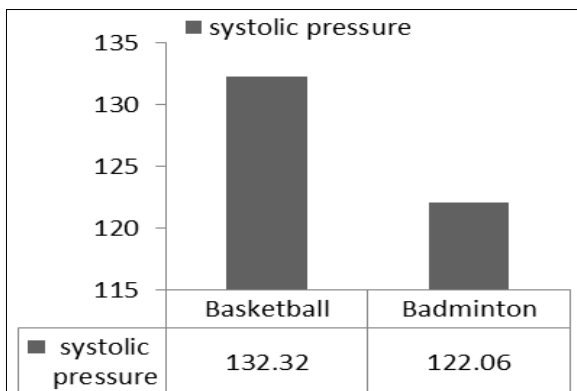
**Fig 2:** Mean difference of speed between basketball and badminton players

Table 3 evident the values of *t* ratio. The obtained *t* ratio on speed is 1.361, it is not significant at 0.05 level of significance and *df* 98. This shows that there is no significant difference between ball and racket games in their speed.



**Fig 3:** Mean difference of strength between basketball and badminton players

The obtained t ratio on strength is .177 which is also not significant at 0.05 level with df 98. It means there is no significant difference between ball and racket games in their strength.

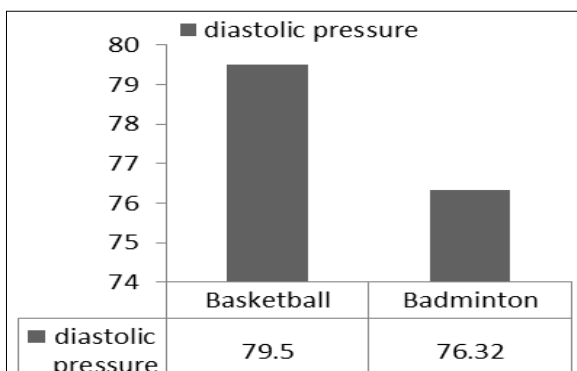


**Fig 4:** Mean difference of systolic pressure between basketball and badminton players

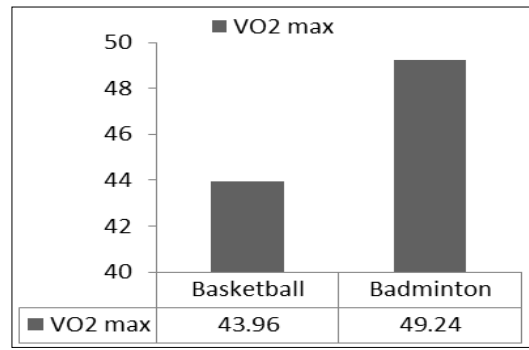
The obtained t ratio on systolic blood pressure is 4.672 which is higher than the table value. This mean there is a significant difference found between ball and racket games in their systolic blood pressure.

The obtained t ration on diastolic pressure is 2.123 which is significant at 0.05 level of significance. This mean there is a significant difference between ball and racket games in their diastolic blood pressure.

The last obtained t value on VO<sub>2 max</sub> is 3.195 which is higher than the table value and significant according to SPSS results because the value of significance is .002 which is lower than the 0.05. This mean the obtained value of VO<sub>2 max</sub> is significant at 0.05 level. So we can say that the oxygen consumption during maximum load of badminton players is higher than the basketball players.



**Fig 5:** Mean difference of diastolic pressure between basketball and badminton players



**Fig 6:** Mean difference of VO<sub>2 max</sub> between basketball and badminton players

**4. Discussion**

As the purpose of the study was stated earlier to find out the difference between the players of ball game and racket game in their physical and physiological profile. Obtained results of the study reveals that there is a significant difference exist between basketball and badminton as for as systolic and diastolic blood pressure is concern. There is also a significant difference found in their maximal oxygen consumption (VO<sub>2 max</sub>). However, there is no significant difference found between ball and racket games players in there speed and strength profile.

**5. Conclusions**

In present study, the statistical analysis of physical and physiological fitness components revealed that in the parameters such as systolic blood pressure, diastolic blood pressure and VO<sub>2 max</sub> have significant difference between ball and racket games players of different universities of Haryana and there is no significant difference observed in their speed and strength profile.

**6. References**

- Gabbett TJ, Sheppard JM, Pritchard-Peschek KR, Leveritt MD, Aldred MJ. Influence of closed skill and open skill warm-ups on the performance of speed, change of direction speed, vertical jump, and reactive agility in team sport athletes. *Journal of Strength Conditioning Research*. 2008; 22:1413-1415.
- Massuca L, Branco B, Miarka B, Frago I. Physical fitness attributes of team-handball players are related to playing position and performance level. *Asian Journal of Sports Medicine*. 2015; 6(1):e24712.
- Singh K, Mange Ram. Prediction of handball players playing ability on the basis of their anthropometric measurements and physical fitness components. *International Journal of Innovative Research & Development*. 2013; 2(7):151-155.
- Cherappurath N. Comparison of performance related variables between college level handball and basketball players. *Journal of Physical Education Research*. 2015; 2(II):28-33.
- Bhupinder Tanwar. Prediction of playing ability of university level handball players in relation to their motor ability and kinthropometric variables. *International Journal of Social Science & Interdisciplinary Research*. 2013; 2(1):172-193.
- Pawan G. Comparison of motor fitness among players of different games. *Lokavishkar International E-Journal*. 2013; 2(4):69-71.
- Singh M, Kumar S, Bal BS, Singh D. A comparative analysis of motor fitness components of sprinters: A key to towards success. *Research Journal of Physical Education Sciences*. 2014; 2(9):9-12.
- Singh J. Comparison of motor fitness components among different game players. *International Journal of Movement Education and Social Science*. 2013; 1:51-56.
- Katiyar V, Rastogi NK. Comparison of cardiovascular endurance and flexibility among volleyball basketball and handball athletes. *International Journal of Behavioral Social and Movement Sciences*. 2013; 2(4):56-62.
- Saharan S, Singh B, Singh M. Comparison of selection motor abilities between the handball and basketball athletes. *International Advance Journal of Engineering, Science & Management*. 2014; 1(1):23-27.